

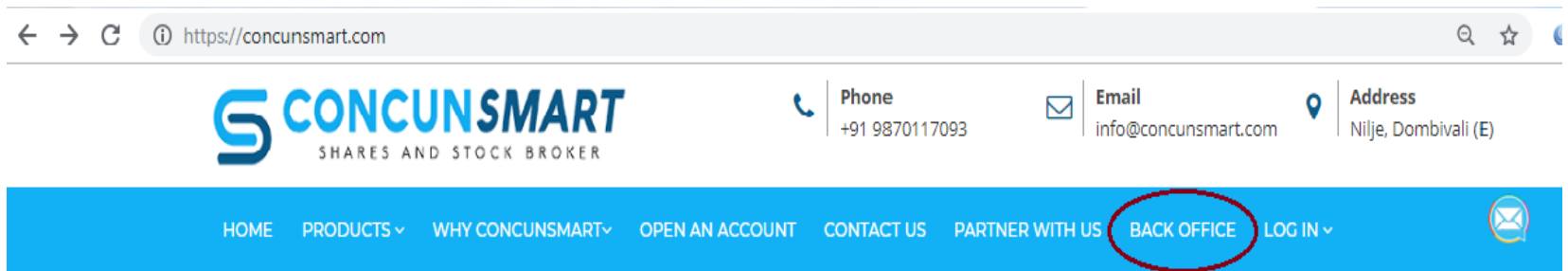
CONCUNSMART SHARES AND STOCK BROKER

Business Associates System Flow

Login to Business Associates System

- Login to <https://concunsmart.com>
- Click on “Back Office” option.

Note: This login will work only for registered Business Associates with us.



- Select user type as “Family”
- User Code = Ismart code(for ex.IS0002)
- Password = Ismart code (for ex.IS0002)



Concunsmart Shares and Stock Broker

G-405, Arbiliana, G-wing, Beside pawar public school, Casa rio, Lodha,
Nijje, Dombivili - East, Pincode : 421204 Tel: +91-22-

Back-office Reports

Product Version :

Company Details

Company Name

Concunsmart Shares and Stock Broker

Exchange

NSE (EQ)

Clearing Code

90148

SEBI/FMC No.

INZ000205429

Enter Login Details

User Type

Family

User Code

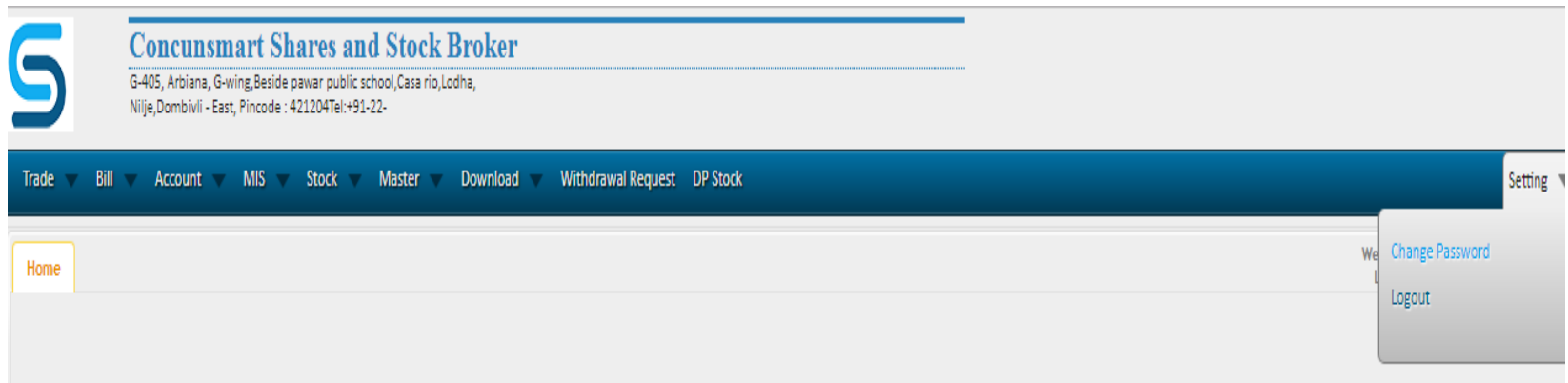
IS0002

Password

Login

[Forgot Your Password ?](#)

- Once you log into the system, click on “**Setting**” option in case you want to change your default password.



- From Account drop down select “**Trial Balance**”.



- Select **“Account Type”** as **All** and then click on Go button.

Concunsmart Shares and Stock Broker
 G-405, Arblana, G-wing, Beside pawar public school, Casa rio, Lodha,
 Nilje, Dombivli - East, Pincode : 421204 Tel: +91-22-

Trade Bill Account MIS Stock Master Download Withdrawal Request DP Stock Setting

Home Trial_Balance

Welcome, IS0002, TRUPTI SAWAN
 Last Visited, 1/29/2019 11:08:20 A

Company Year Start Date End Date Start Family End Family Start Code End Code Account Type Entry Start Entry End View Type Go

All Exchange 1819 01/04/2018 31/03/2019 All Client Other Than Client Client \

- Account details will appear on the screen.
- First row will display your deposit amount and second row will display monthly sal/commission details.

Home Trial_Balance

Welcome, IS0002, TRUPTI SAWAN
 Last Visited, 1/29/2019 11:08:20 A

Company Year Start Date End Date Start Family End Family Start Code End Code Account Type Entry Start Entry End View Type Go

All Exchange 1819 01/04/2018 31/03/2019 All Client \

Trial Balance --> Exchange : All Exchange | Financial Year : 18-19 | Date From : 01/04/2018 To 31/03/2019 | Family Code : IS0002

Client Code	Client Name	Family Name	Net Balance Debit	Net Balance Credit	NSE[0
BAD0002	TRUPTI RAMDAS SAWANT	IS0002		200000.00	-200000.
BASC0002	TRUPTI RAMDAS SAWANT	IS0002		9000.00	-9000.
				209000.00	-209000.

- On click of deposit amount you will be able to see complete details about your deposits with Concunsmart which you have invested as Business Associates only.

Home Trial_Balance ✕ Welcome, IS Last Visited

Company: All Exchange | Year: 1819 | Start Date: 01/04/2018 | End Date: 31/03/2019 | Start Family: | End Family: | Start Code: | End Code: | Account Type: All | Entry Start: | Entry End: |

Trial Balance --> Exchange : All Exchange | Financial Year : 18-19 | Date From : 01/04/2018 To 31/03/2019 | Family Code : IS0002

Client Code	Client Name	Family Name	Net Balance Debit	Net Balance Credit
BAD0002	TRUPTI RAMDAS SAWANT	IS0002		200000.00
BASC0002	TRUPTI RAMDAS SAWANT	IS0002		9000.00
				209000.00

Trade Bill Account MIS Stock Master Download Withdrawal Request DP Stock

Home Trial_Balance ✕ Ledger ✕ Welcome, Last Visited

Company: All Exchange | Year: 1819 | Group Name: | Start Date: 01/04/2018 | End Date: 31/03/2019 | Start Family: | End Family: | Start Code: BAD0002 | End Code: | Scrip Code: | View Type: Client |

Ledger --> Exchange : All Exchange | Financial Year : 18-19 | Date From : 01/04/2018 To 31/03/2019 | Client Code : BAD0002 | Family Code : IS0002

Div Cod	Exch	Date	Type	Val No	Voucher No	Narration	Sub Code	Debit Amount	Credit Amount	Closing Bal (+Dr/-Cr)	Trade Date
Client Code : BAD0002 - TRUPTI RAMDAS SAWANT											
02	NSE	01/12/2018	RCP	BC01		IFSC -			100000.00	-100000.00 Cr	01/12/2018
02	NSE	02/01/2019	RCP	BC01		IFSC -			200000.00	-300000.00 Cr	02/01/2019
02	NSE	31/01/2019	PMT	BC01	0			100000.00		-200000.00 Cr	31/01/2019
								100000.00	300000.00	-200000.00 Cr	
								100000.00	300000.00	-200000.00 Cr	
Closing Credit Balance :										-200000	

- Similarly on click of Sal/Comm amount you will be able to see complete details.

Home Trial_Balance Welcome, IS Last Visite

Company Year Start Date End Date Start Family End Family Start Code End Code Account Type Entry Start Entry End

All Exchange 1819 01/04/2018 31/03/2019

Trial Balance --> Exchange : All Exchange | Financial Year : 18-19 | Date From : 01/04/2018 To 31/03/2019 | Family Code : IS0002

Client Code	Client Name	Family Name	Net Balance Debit	Net Balance Credit
BAD0002	TRUPTI RAMDAS SAWANT	IS0002		200000.00
BASC0002	TRUPTI RAMDAS SAWANT	IS0002		9000.00
				209000.00

Home Trial_Balance Ledger Welcome, Last Vis

Company Year Group Name Start Date End Date Start Family End Family Start Code End Code Scrip Code View Type

All Exchange 1819 01/04/2018 31/03/2019 BASC0002 Client \

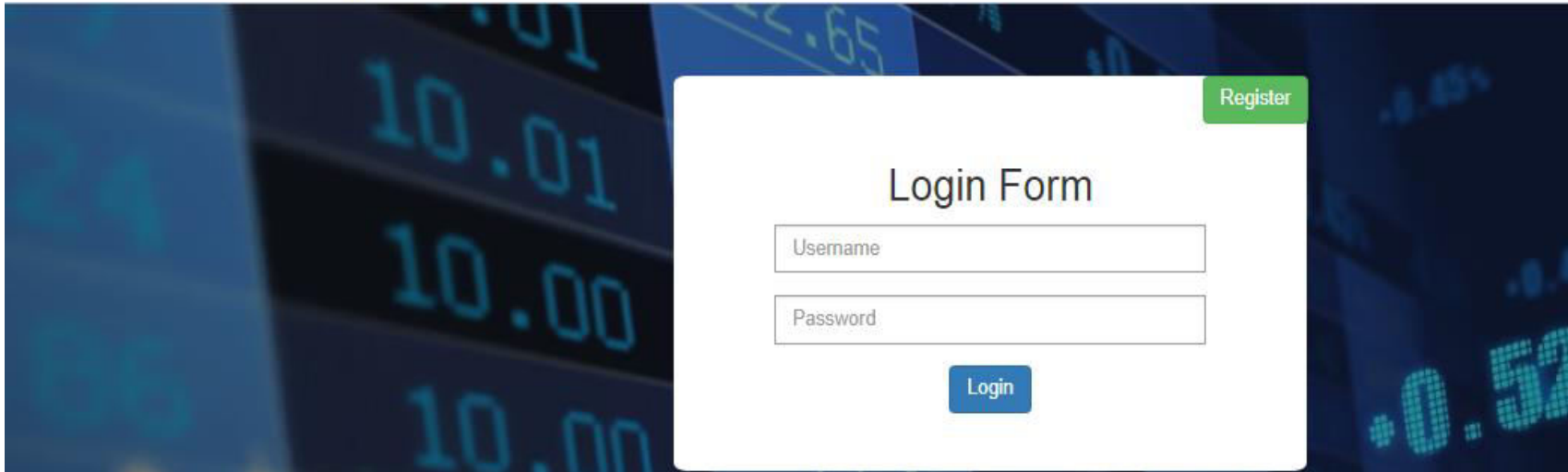
Ledger --> Exchange : All Exchange | Financial Year : 18-19 | Date From : 01/04/2018 To 31/03/2019 | Client Code : BASC0002 | Family Code : IS0002

Div Cod	Exch	Date	Type	Val No	Voucher No	Narration	Sub Code	Debit Amount	Credit Amount	Closing Bal (+Dr/-Cr)	Trade Date
Client Code : BASC0002 - TRUPTI RAMDAS SAWANT											
02	NSE	31/12/2018	JV	JE01		DEC SAL/COMM			9000.00	-9000.00 Cr	31/12/2018
02	NSE	04/01/2019	PMT	BC01	0	DEC MONTH SAL/COMM PAID		9000.00			04/01/2019
02	NSE	31/01/2019	JV	JE01		JAN MONTH SAL/COMM			9000.00	-9000.00 Cr	31/01/2019
								9000.00	18000.00	-9000.00 Cr	
								9000.00	18000.00	-9000.00 Cr	
Closing Credit Balance :										-9000	

BA Withdrawal Request

- Login to <https://concunsmart.com>
- Go to login-> iSmart Login
- Enter username as your iSmart code(For ex- IS0002)
- Password by default will be your name(small letters) followed by 123(for example- trupti123)

← → ↻ <https://concunsmart.com/admin/login>



Register

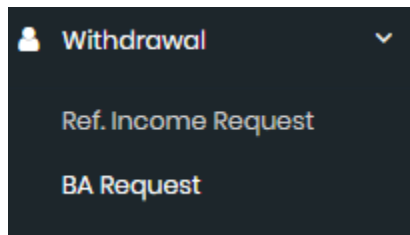
Login Form

Username

Password

Login

- Click on **“Withdrawal”** option from left navigation-> BA Request



- Select BA Type as “BA Withdrawal” and enter the amount which you want to withdraw(your monthly sal/comm amount)
- Click on submit.

BA REQUEST

Select BA Type

BA Withdraw ▼

Enter Amount To
Transfer to Bank*

Transfer Amount

SUBMIT

- Once you submit the request for withdrawal, it will come to us for verification.
- After verification, we will proceed with payment request.
- Payment process will take 2-4 days approximately.

Note:

- Withdrawal request should be submitted anytime after month end. For ex. January month sal/comm will be deposited by 31st January so then you can submit the withdrawal request in 1st week of February.

BA Top-up Request

- Instead of withdraw If you want to deposit your monthly Sal/comm into your BA deposits then request for BA Top-up.
- Select BA type as “BA Top Up” and enter amount to be deposited then click on submit.

BA REQUEST

Select BA Type

BA Top Up ▼

Enter Amount To
Transfer to Bank*

Transfer Amount





SUBMIT

- Once you submit the request for top-up, it will come to us for verification.
- After verification, we will proceed with deposit entry in the system.

Note:

Please make sure your top-up amount is round figure and above 50k.

- Once you log into the ismart system, you can change your default password by My Profile-> Security->change password (ignore transaction password section)

Profile   Payment Details  KYC  Security

Success! Data updated successfully. ×

CHANGE PASSWORD

CURRENT PASSWORD

NEW PASSWORD

NEW PASSWORD AGAIN

CHANGE PASSWORD

CHANGE TRANSACTION PASSWORD

CURRENT TRANSACTION PASSWORD

NEW PASSWORD

NEW PASSWORD AGAIN

CHANGE TRANSACTION PASSWORD